

ROBINSON BRICK COMPANY
THIN VENEERTM
 THINBRICK • OLD BRICK ORIGINALS • ROBINSON ROCK • THINTRIM



Old Brick OriginalsTM ThinbrickTM - SchoolhouseTM



Robinson RockTM ThinrockTM - KiamichiTM

Introducing lightweight solutions to your decorating dilemmas.



Robinson Brick Company has the “skinny” on decorating and remodeling with thin, easy-to-install, natural rock and thin brick veneers. Robinson Brick Company has brought its ThinveneerTM products to an entirely new level by offering unique and lightweight products to homeowners who are looking to create incredible rooms and magnificent exteriors. Whether you are looking to redecorate using the old world beauty of brick, or the natural luster of real stone, Robinson Brick Company has you covered.



**ROBINSON
 BRICK
 COMPANY**

SINCE 1880

Build On.TM

OLD BRICK ORIGINALS™


THINBRICK™ BY ROBINSON BRICK COMPANY



Thinbrick™ Tiles and Corners

If you love the richness of real clay brick, Robinson Brick Company lets you bring brick anywhere you can imagine with our Thinbrick™ product, Old Brick Originals™. It is real brick, uniquely cut and packaged into lightweight Thinbrick tiles and corners, allowing the freedom to create magnificent interior and exterior walls without the need for load-bearing foundations. Old Brick Originals is available in a wide variety of extraordinary colors, in addition to hundreds of brick colors that can be custom cut into Thinbrick tiles and corners to match any interior decor.

- Manufactured under an ISO 9001 registered quality system
- Consistency and color predictability
- Cut to ½" x 2-1/4" x 7-5/8"
- Meets or exceeds ASTM C1088, Grade Exterior, Type TBS (except for chips)
- No requirement for load-bearing foundations
- Packaged as flat and corner pieces
- Flats: packaged 50 pieces (7 square feet) per box, 34 pounds per box
- Corners: packaged 25 pieces (5 linear feet) per box, 24 pounds per box



Seawall™



Peppermill™



Cityhall™



Townsquare™

Note: Colors shown here are meant to serve as guides and do not represent the full range of colors available. Please ask to see samples before making your color selection.

ROBINSON ROCK™

NATURAL THINROCK™ BY ROBINSON BRICK COMPANY




Thinrock™ Natural Stone

Robinson Rock™ couples design elegance with installation simplicity. It is real stone, uniquely cut and packaged as Thinrock™, allowing the freedom to create magnificent interior and exterior walls without the need for load-bearing foundations. There is nothing quite like the luster and sparkle of natural stone. Choose from numerous styles, textures, and colors, and trust Robinson Brick Company to provide exceptional value and quality with beautiful, natural stone.



- Manufactured under an ISO 9001 registered quality system
- Averages in thickness from 3/4" to 1-1/4"
- All products weigh less than 15 pounds per square foot as mandated by UBC
- No requirement for load-bearing foundations
- May be cleaned with a mild detergent
- Flats: packaged in 100 square feet or 5 square feet
- Corners: packaged in 100 linear feet or 5 linear feet



Cherokee™



Aspenbark™



Adirondack™



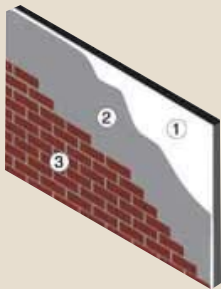
Blueriver™

Note: Colors shown here are meant to serve as guides and do not represent the full range of colors available. Please ask to see samples before making your color selection. Robinson Rock is manufactured under strict quality guidelines. The product is made from natural materials and no warranties apply.

ROBINSON BRICK COMPANY™

THIN VENEER™

THINBRICK • OLD BRICK ORIGINALS • ROBINSON ROCK • THINTRIM



1. Drywall/Cement Board
2. Thin-set Mortar/Adhesive
3. Thinbrick and Grout

Thinbrick™

Common Installation Method

There are many ways to install Thinbrick™ materials and the installation method depends on the wall or foundation to which the product is being applied. As building codes vary by region, it is important to check local building codes for proper installation guidelines. For more information regarding common methods of installation, refer to “Methods of Installation for Brick and Rock Thinveneers™.”



1. Rigid Wall
2. Weather Barrier
3. Metal Lath
4. Mortar
5. Robinson Rock

Thinrock™

Common Installation Method

There are many ways to install Robinson Rock™ and the installation method depends on the wall or foundation to which the product is being applied. As building codes vary by region, it is important to check local building codes for proper installation guidelines. While it is possible to simply open the box and begin directly installing Robinson Rock™, many masons prefer to lay out the product on the ground or floor to facilitate planning and to ensure an easier installation and design control. Mortar color selection will have a significant effect on the overall product appearance. Mortar joint dimension or elimination of the mortar joint (dry stacking) will affect the overall product appearance and the amount of material needed per square foot.

3

EASY STEPS

How to calculate the amount of Thin veneer you'll need:

1. Find the total square footage by measuring the width and height of the areas to be covered.
2. Estimate the corners by measuring the total length of wall corners to be covered. This will equal the number of linear feet of corners required.
3. Finally, subtract the corner square foot calculation from the total square feet to be covered. This will equal the number of square feet of flats required.



Manufactured Under an NSAI Registered
I.S. EN ISO 9001 Quality System

Corporate Headquarters
1845 West Dartmouth Avenue
Denver, CO 80110

800.477.9002
Sales@RobinsonBrick.com
RobinsonBrick.com

