

# Technical Data Sheet

Cushwa Calvert Series  
Mid-Atlantic Plant



Product Name	Swatch	Size	Standard	Durability Class (Grade)	Dimensional Variation (Type)	Compressive Strength (psi)	24-hr Cold Water Absorption (%)	5-hr Boil Absorption (%)	IRA (g/min per 30in <sup>2</sup> )	Core Volume (%)
Antietam Blend		Modular	ASTM C216	SW	FBS	>3,000	<10	<17	<55	uncored
		Standard	ASTM C216	SW	FBS	>3,000	<10	<17	<55	uncored
		Engineer Standard	ASTM C216	SW	FBS	>3,000	<10	<17	<55	uncored
Cambridge		Modular	ASTM C216	SW	FBS	>3,000	<10	<17	<55	uncored
		Standard	ASTM C216	SW	FBS	>3,000	<10	<17	<55	uncored
		Engineer Standard	ASTM C216	SW	FBS	>3,000	<10	<17	<55	uncored
Cambridge 1776		Engineer Standard	ASTM C216	SW	FBS	>3,000	<10	<17	<55	uncored
Camden Blend		Modular	ASTM C216	SW	FBS	>3,000	<10	<17	<55	uncored
		Standard	ASTM C216	SW	FBS	>3,000	<10	<17	<55	uncored
		Engineer Standard	ASTM C216	SW	FBS	>3,000	<10	<17	<55	uncored
Georgian		Modular	ASTM C216	SW	FBS	>3,000	<10	<17	<55	uncored
		Standard	ASTM C216	SW	FBS	>3,000	<10	<17	<55	uncored
		Engineer Standard	ASTM C216	SW	FBS	>3,000	<10	<17	<55	uncored
Hudson Bay		Modular	ASTM C216	SW	FBS	>3,000	<10	<17	<55	uncored
		Standard	ASTM C216	SW	FBS	>3,000	<10	<17	<55	uncored
		Engineer Standard	ASTM C216	SW	FBS	>3,000	<10	<17	<55	uncored
Hunt Valley		Modular	ASTM C216	SW	FBS	>3,000	<10	<17	<55	uncored
		Standard	ASTM C216	SW	FBS	>3,000	<10	<17	<55	uncored
		Engineer Standard	ASTM C216	SW	FBS	>3,000	<10	<17	<55	uncored
Jamestown Orange		Modular	ASTM C216	SW	FBS	>3,000	<10	<17	<55	uncored
		Standard	ASTM C216	SW	FBS	>3,000	<10	<17	<55	uncored
		Engineer Standard	ASTM C216	SW	FBS	>3,000	<10	<17	<55	uncored
Jefferson		Modular	ASTM C216	SW	FBS	>3,000	<10	<17	<55	uncored
		Standard	ASTM C216	SW	FBS	>3,000	<10	<17	<55	uncored
		Engineer Standard	ASTM C216	SW	FBS	>3,000	<10	<17	<55	uncored
Kassel		Modular	ASTM C216	SW	FBS	>3,000	<10	<17	<55	uncored
		Standard	ASTM C216	SW	FBS	>3,000	<10	<17	<55	uncored
		Engineer Standard	ASTM C216	SW	FBS	>3,000	<10	<17	<55	uncored
Middle Plantation		Modular	ASTM C216	SW	FBS	>3,000	<10	<17	<55	uncored
		Standard	ASTM C216	SW	FBS	>3,000	<10	<17	<55	uncored
		Engineer Standard	ASTM C216	SW	FBS	>3,000	<10	<17	<55	uncored
Pastel Rose		Modular	ASTM C216	SW	FBS	>3,000	<10	<17	<55	uncored
		Standard	ASTM C216	SW	FBS	>3,000	<10	<17	<55	uncored
		Engineer Standard	ASTM C216	SW	FBS	>3,000	<10	<17	<55	uncored
Rose Full Range		Modular	ASTM C216	SW	FBS	>3,000	<10	<17	<55	uncored
		Standard	ASTM C216	SW	FBS	>3,000	<10	<17	<55	uncored
		Engineer Standard	ASTM C216	SW	FBS	>3,000	<10	<17	<55	uncored
Rose Full Range 1776		Engineer Standard	ASTM C216	SW	FBS	>3,000	<10	<17	<55	uncored
Rose Red Range		Modular	ASTM C216	SW	FBS	>3,000	<10	<17	<55	uncored
		Standard	ASTM C216	SW	FBS	>3,000	<10	<17	<55	uncored
		Engineer Standard	ASTM C216	SW	FBS	>3,000	<10	<17	<55	uncored
Santa Fe		Modular	ASTM C216	SW	FBS	>3,000	<10	<17	<55	uncored
		Standard	ASTM C216	SW	FBS	>3,000	<10	<17	<55	uncored
		Engineer Standard	ASTM C216	SW	FBS	>3,000	<10	<17	<55	uncored
Shenandoah		Modular	ASTM C216	SW	FBS	>3,000	<10	<17	<55	uncored
		Standard	ASTM C216	SW	FBS	>3,000	<10	<17	<55	uncored
		Engineer Standard	ASTM C216	SW	FBS	>3,000	<10	<17	<55	uncored
Shenandoah 1776		Engineer Standard	ASTM C216	SW	FBS	>3,000	<10	<17	<55	uncored
Terra Blend		Modular	ASTM C216	SW	FBS	>3,000	<10	<17	<55	uncored
		Standard	ASTM C216	SW	FBS	>3,000	<10	<17	<55	uncored
		Engineer Standard	ASTM C216	SW	FBS	>3,000	<10	<17	<55	uncored

This data represents average results. If specific test results are required, sample should be taken from current production lots. U.S. STANDARD TEST METHODS (ASTM C67) ARE USED AS APPLICABLE, UNLESS OTHERWISE NOTED.




Size	Width	Height	Length	Weight	Brick per Cube	Brick per Sq Ft
Modular	3-5/8"	2-1/4"	7-5/8"	4.7	530	6.86
Standard	3-5/8"	2-1/4"	8"	4.9	530	6.55
Engineer Standard	3-5/8"	2-3/4"	8"	5.0	430	5.39

Note: Some products are also available as Thin Brick, see Thin Brick Technical Data Sheet.

# Technical Data Sheet

Cushwa Calvert Series -- Thin Brick  
Mid-Atlantic Plant



Product Name	Swatch	Size	Standard	Durability Class (Grade)	Dimensional Variation (Type)	Compressive Strength (psi)	24-hr Cold Water Absorption (%)	5-hr Boil Absorption (%)	IRA (g/min per 30in <sup>2</sup> )	Core Volume (%)
Cambridge Thin Brick		Modular	ASTM C1088	Exterior	TBS	N/A	<10	<17	N/A	N/A
Rose Full Range Thin Brick		Modular	ASTM C1088	Exterior	TBS	N/A	<10	<17	N/A	N/A
Shenandoah Thin Brick		Modular	ASTM C1088	Exterior	TBS	N/A	<10	<17	N/A	N/A

This data represents average results. If specific test results are required, sample should be taken from current production lots. U.S. STANDARD TEST METHODS (ASTM C67) ARE USED AS APPLICABLE, UNLESS OTHERWISE NOTED.

Size	Thickness	Width	Height	Length	Weight	Brick per Pack	Brick per Sq Ft
Modular Thin Brick Flat	3/4"	3/4"	2-1/4"	7-5/8"	1.1	30	6.86
Modular Thin Brick Corner	3/4"	3-5/8"	2-1/4"	7-5/8"	1.4	30	4.5/LF

Note: Products are also available as Full Brick, see Full Brick Technical Data Sheet.